

EMEA COLLEGE OF ARTS & SCIENCE, KONDOTTY

(Registered under the Societies Registration Act, 1860)

Provisional Balance Sheet as at 31st March 2019

(All Amounts are in Indian Rupees)

	Schedule No.	As at 31 March 2019	As at 31 March 2018
Sources of Funds			
Capital Fund	1	2,88,71,610	2,39,71,796
General Fund	2	26,77,82,561	3,75,82,561
		<u>29,66,54,171</u>	<u>6,15,54,356</u>
Applications of Funds			
Fixed Assets	3	28,28,18,637	4,55,92,812
Less: Depreciation		50,20,802	43,95,046
Net Block		<u>27,77,97,835</u>	<u>4,11,97,766</u>
Current Assets, Loans & Advances			
Cash & Bank Balances	4	2,26,96,917	2,07,98,153
Loans & Advances	5	22,83,524	-
		<u>2,49,80,441</u>	<u>2,07,98,153</u>
Less: Current Liabilities & Provision			
Current Liabilities & Provisions	6	61,24,105	4,41,563
		<u>61,24,105</u>	<u>4,41,563</u>
Net Current Assets		1,88,56,336	2,03,56,590
		<u>29,66,54,171</u>	<u>6,15,54,356</u>

Significant accounting policies & notes to accounts

The Schedules referred to above form an integral part of the financial statements

For Ernad Muslim Educational Association

College of Arts & Science

Manager

MANAGER

EMEA COLLEGE OF ARTS
& SCIENCE, KONDOTTY

Place: Kondotty

Date: 27-12-2019

TREASURER

Ernad Muslim Educational Association (EMEA)

Kondotty, Malappuram-Dt.

Kerala - 673 638


Principal

Principal

EMEA COLLEGE OF ARTS AND SCIENCE

KUMMINIPARAMBA - PO, KONDOTTY

MALAPPURAM Dt. - 673638



EMEA COLLEGE OF ARTS & SCIENCE, KONDOTTY
 (Registered under the Societies Registration Act, 1860)
Provisional Income & Expenditure Account for the year ended 31st March 2019
 (All Amounts are in Indian Rupees)


	Schedule No.	As at 31 March 2019	As at 31 March 2018
Income			
Grant Received	7	4,80,14,332	4,34,82,470
Fees Collection	8	1,86,54,796	1,55,67,399
Interest income	9	5,33,629	5,77,251
Rental Income	10	-	-
Other Income	11	29,57,161	47,80,378
Total		7,01,59,918	6,44,07,498
Expenditure			
UGC related Expenditure	12	56,226	2,76,832
Remuneration & Salary	13	4,81,94,284	5,11,77,338
Fees Payment	14	7,94,845	2,17,075
Administrative & Other Cost	15	1,11,93,947	42,85,866
Depreciation & Amortization		50,20,802	43,95,046
Total		6,52,60,104	6,03,52,157
Excess of Income over Expenditure		48,99,814	40,55,341


Significant accounting policies & notes to accounts


The Schedules referred to above form an integral part of the financial statements

For Ernad Muslim Educational Association
 College of Arts & Science


 Manager
 MANAGER
 EMEA COLLEGE OF ARTS
 & SCIENCE, KONDOTTY
 MALAPPURAM Dt. - 673 638



 Treasurer
 TREASURER
 Ernad Muslim Educational Association (EMEA)
 Kondotty, Malappuram - Dt.
 Kerala - 673 638


 Principal
 Principal
 EMEA COLLEGE OF ARTS AND SCIENCE
 KUMMINIPARAMBA - PO, KONDOTTY
 MALAPPURAM Dt. - 673638



EMEA COLLEGE OF ARTS & SCIENCE, KONDOTTY
COLLEGE OF ARTS & SCIENCE, KONDOTTY
(Registered under the Societies Registration Act, 1860)
Schedules forming part of Provisional financial Statement for the year ended 31st March
2019
(All Amounts are in Indian Rupees)


		As at	31
		March 2019	
Schedule 1	Capital Fund		
	Opening Balance	2,39,71,796	
	Add: Excess of Income Over Expenditure	48,99,814	
		2,88,71,610	
Schedule 2	General Fund		
	Management Contribution	26,77,82,561	
		26,77,82,561	
Schedule 3	Fixed Assets		
		27,77,97,835	
Schedule 4	Cash & Bank Balances		
	Bank Balances	2,01,04,351	
	Cash In Hand	25,92,566	
		2,26,96,917	
Schedule 5	Loans & Advances		
	Sundry Debtors	15,652	
	Advances	22,67,872	
		22,83,524	
Schedule 6	Current Liabilities & Provisions		
	Caution Deposit	6,58,163	
	Refundable Advance	-	
	Sundry creditors	17,935	
	Loan from principal A/C	97,520	
	Remuneration & Salary	(6,87,283)	
	Other Current liability	40,37,770	
	Inter Departmental Transfer	20,00,000	
	Audit Fee Provision	-	
		61,24,105	
Schedule 7	Grant Received		
	Govt. Assistance for Salary	3,92,71,990	
	Income from Grant	87,42,342	
		4,80,14,332	
Schedule 8	Fees Collection		
	Income from Fees Collection	1,86,54,796	
		1,86,54,796	



Handwritten signature

EMEA COLLEGE OF ARTS & SCIENCE, KONDOTTY
COLLEGE OF ARTS & SCIENCE, KONDOTTY
(Registered under the Societies Registration Act, 1860)
Schedules forming part of Provisional financial Statement for the year ended 31st March
2019
(All Amounts are in Indian Rupees)


	As at	31
	March 2019	
Schedule 9 Interest Income		
Income from deposit		5,33,629
		<u>5,33,629</u>
Schedule 10 Rental Income		
Rent Collected_ Women's Hostel		-
		<u>-</u>
Schedule 11 Other Income		
Income from Other sources		17,21,946
Rental income		12,35,215
PTA Income		-
		<u>29,57,161</u>
Schedule 12 UGC related Expenditure		
UGC grant Utilisation		56,226
UGC_IQAC & GDA		-
		<u>56,226</u>
Schedule 13 Remuneration & Salary		
Remuneration to Permanent Staff		6,000
Salary & Allowances-TS&NTS		3,92,71,990
Remuneration to Co-coordinator		-
Remuneration to Peon		-
B.Ed Salary		-
Remuneration to Principal		-
Salary & Allowance		79,28,676
Salary to Cook		-
Remuneration for Additional Class		-
Remuneration for SSP Class		-
Remuneration & Salary- Others		9,87,618
Remuneration to External Mentor		-
Remuneration to Internal Mentor		-
		<u>4,81,94,284</u>
Schedule 14 Fees Payment		
University & Affiliation fees		7,94,845
		<u>7,94,845</u>
Schedule 15 Administrative & Other Cost		
Advertisement Expenses		41,322
Audit Fees		15,000
Bank Charges		916
Books & Periodicals		-
Building Tax		13,002
Bus Fuel Expenses		89,007
B ed college rent		4,500
Bus fee refund		3,000
Canteen Expenses		-
Carriage Inward		3,000
Cleaning Expense		50,740
Club Expenses		-
Coaching Expenses		-
College Union expenses		2,35,000
Donation		50,000
Electricity Expenses		5,05,514



Amma

EMEA COLLEGE OF ARTS & SCIENCE, KONDOTTY
COLLEGE OF ARTS & SCIENCE, KONDOTTY
(Registered under the Societies Registration Act, 1860)
Schedules forming part of Provisional financial Statement for the year ended 31st March
2019
(All Amounts are in Indian Rupees)

	As at	31
	March 2019	
ERACE 2018-training Program		1,18,000
Exam related expenses		-
E Grants Paid		28,00,393
ED Club Activities		500
Festival Allowances		39,000
Fuel Charges		43,300
Inauguration Expenses		-
Lab Material Expenses		3,59,580
Laundry Expenses		-
Library Expenses		-
Mess Expenses		6,38,144
NCC related expenses		-
NSS Related Expenses		63,000
Office Expenses		-
Orientation Expenses		-
Other Expenses		39,60,493
Printing & Stationery		1,69,337
Project Expenses		-
PTA Related Expenses		-
Rates & Taxes		4,950
Refreshment Expenses		83,714
Repairs & Maintenance		9,73,669
Research Expenses		27,680
Seminar Expenses		3,88,125
Sports related Expenses		2,64,620
Study Material Expenses		6,910
Telephone & Internet Expenses		1,21,596
Travelling Expenses		93,241
Union Election Expenses		26,695
		<u><u>1,11,93,947</u></u>



EMEA COLLEGE OF ARTS & SCIENCE, KONDOTTY
(Registered under the Societies Registration Act, 1860)
Provisional Fixed Assets & Depreciation Schedule for the year ended 31st March 2019
(All Amounts are in Indian Rupees)

PARTICULARS	COST 01-Apr-2018	ADDITION		DEDUCTION	TOTAL	DEPRECIATION		W.D.V AS ON 31-Mar-2019
		> 180 DAYS	< 180 DAYS			RATE %	AMOUNT	
LAND								
Furniture & Fixtures 10% Block		23,00,00,000			23,00,00,000	0.00	0.00	23,00,00,000
BALCK BOARD	2,824	-			2,824	10%	282	2,542
BOILING TUBE	481	-			481	10%	48	433
INTERIORS & FITTINGS	41,990	-			41,990	10%	4,199	37,791
CHALK BOARD	3,503	-			3,503	10%	350	3,153
CLOTH AND SHEETS	9,994	-			9,994	10%	999	8,995
COIN BOX	1,954	-			1,954	10%	195	1,759
Conference Table	21,505	-			21,505	10%	2,151	19,354
FURNITURE	26,96,530	5,00,660			31,97,190	10%	3,19,719	28,77,471
PLASTIC NAME BOARD	4,236	-			4,236	10%	424	3,812
SEEW VIAL	233	-			233	10%	23	210
SHOWCASE	12,484	-			12,484	10%	1,248	11,236
Speech Stand	20,776	-			20,776	10%	2,078	18,698
SPORTS AND GYM EQUIPMENTS	6,26,020	7,212			6,33,232	10%	63,323	5,69,909
STUDENTS FILE MAINTAINANCE	2,359	-			2,359	10%	236	2,123
PUSH BACK CHAIR	10,80,000	-			10,80,000	10%	1,08,000	9,72,000
AVT Chair	-	5,17,000			5,17,000	10%	51,700	4,65,300
THOSHIBA E STUDIO	13,226	-			13,226	10%	1,323	11,903
	45,38,114	23,10,24,872	-		23,55,62,986		5,56,298	23,50,06,688
Electrical Equipments @10%								
AIR CONDITIONAR	42,209	26,500			68,709	10%	6,871	61,838
CCTV	3,09,493	1,80,590			4,90,083	10%	49,008	4,41,075
REFRIGERATOR	26,577	-			26,577	10%	2,658	23,919
NET ROUTER	16,513	-			16,513	10%	1,651	14,862
ELECTRICAL EQUIPMENTS	1,31,078	20,17,130			21,48,208	10%	2,14,821	19,33,387
LABORATORY EQUIPMENTS	1,74,372	-			1,74,372	10%	17,437	1,56,935
WIGHT LIFT EQUIPMENT	90,000	-			90,000	10%	9,000	81,000
PROJECTOR	1,94,400	15,572			2,09,972	10%	20,997	1,88,975
PHOTO COPIER	4,207	-			4,207	10%	421	3,786
GENERATOR	3,87,000	-			3,87,000	10%	38,700	3,48,300
	13,75,849	22,39,792	-		36,15,641		3,61,564	32,54,077
	59,13,963	23,32,64,664	-		23,91,78,627	-	9,17,862	23,82,60,765
Buildings @10%								
Building Under Construction	59,07,100	8,21,218			67,28,318		-	67,28,318
Administrative & Academic Building	1,12,01,850	55,000			1,12,56,850	10%	11,25,685	1,01,31,165
Tennis Court	3,20,000	2,80,274			6,00,274	0%	-	6,00,274
Basket Ball Court	3,40,000	2,35,060			5,75,060	0%	-	5,75,060
Seminar Hall	32,65,498	6,59,973			39,25,471	10%	3,92,547	35,32,924
Library & Reading room Building	21,33,983	-			21,33,983	10%	2,13,398	19,20,585
Bore well	7,20,000	1,00,000			8,20,000	10%	82,000	7,38,000
College Canteen	15,01,200	3,53,912			18,55,112	10%	1,85,511	16,69,601
Common Room & Toilet	9,24,750	-			9,24,750	10%	92,475	8,32,275
Old Block Building	6,75,000	-			6,75,000	10%	67,500	6,07,500
Sports Hostel	8,55,000	-			8,55,000	10%	85,500	7,69,500
Women Hostel	63,16,290	1,82,735			64,99,025	10%	6,49,903	58,49,122
Well construction	4,75,000	-			4,75,000	10%	47,500	4,27,500
Men's hostel	22,37,500	-			22,37,500	10%	2,23,750	20,13,750
Other Building		21,83,816			21,83,816	10%	2,18,382	19,65,434
	3,68,73,171	48,71,988	-		4,17,45,159		33,84,151	3,83,61,008
Plant & Machinery								
Computers 40% Block								
Computer , Printer & UPS	5,91,926	5,81,791			11,73,717	40%	4,69,487	7,04,230
UPS	12,744	-			12,744	40%	5,098	7,646
SOFTWARE	15,177	73,500			88,677	40%	35,471	53,206
	6,19,847	6,55,291	-		12,75,138		5,10,056	7,65,082
Books 40% Block								
BOOKS	3,46,674	1,16,428			4,63,102	40%	1,85,241	2,77,861
Vehicles 15% Block								
Bus	1,56,611	-			1,56,611	15%	23,492	1,33,119
	11,23,132	7,71,719			18,94,851		7,18,789	11,76,062
Total	4,39,10,266	23,89,08,371	-		28,28,18,637		50,20,802	27,77,97,835

